



**CITY OF SOUTH PASADENA
FINANCE COMMISSION**

**REGULAR MEETING AGENDA
THURSDAY, JUNE 30, 2022 at 6:30 PM**

**CITY COUNCIL CHAMBERS
1424 MISSION STREET, SOUTH PASADENA, CA 91030**

South Pasadena Finance Commission Statement of Civility

As your appointed governing board, we will treat each other, members of the public, and city employees with patience, civility and courtesy as a model of the same behavior we wish to reflect in South Pasadena for the conduct of all city business and community participation. The decisions made today will be for the benefit of the South Pasadena community and not for personal gain.

NOTICE ON PUBLIC PARTICIPATION & ACCESSIBILITY

The South Pasadena Finance Commission Meeting will be conducted in-person from the Council Chambers, Amedee O. "Dick" Richards, Jr., located at 1424 Mission Street, South Pasadena. Pursuant to AB 361 Government Code section 54953, subdivision (e)(3), the Advisory Body may conduct its meetings remotely and may be held via video conference.

The Meeting will be available:

- In Person Hybrid – City Council Chambers, 1424 Mission Street
- Via Zoom – **Webinar ID: 825 0933 0380**

To maximize public safety while still maintaining transparency and public access, members of the public can observe the meeting via Zoom in one of the three methods below.

1. Go to the Zoom website, <https://zoom.us/join> and enter the Zoom Meeting information; or
2. Click on the following unique Zoom meeting link: <https://us06web.zoom.us/j/82509330380>
3. You may listen to the meeting by calling: +1-669-900-6833 and entering the Meeting ID.

CALL TO ORDER: Chair Ed Elsner

ROLL CALL

Chair	Ed Elsner
Commissioner	Zhen Tao
Commissioner	Frederick A. Findley
Commissioner	Cynthia Quade
Commissioner	Peter Giulioni Jr.
City Treasurer	Gary Pia

COUNCIL LIAISON: Councilmember Evelyn G. Zneimer

PUBLIC COMMENT GUIDELINES

The City welcomes public input. If you would like to comment on non-agenda items and an agenda item, members of the public may participate **by means of one of the following options:**

Option 1:

Participants will be able to “raise their hand” using the Zoom icon during the meeting, and they will have their microphone un-muted during comment portions of the agenda to speak for up to 3 minutes per item.

Option 2:

Email public comment(s) to fcpubliccomment@southpasadenaca.gov

Public Comments received in writing will not be read aloud at the meeting, but will be part of the meeting record. Written public comments will be uploaded online for public viewing under Additional Documents and available at the City Clerk’s Counter for viewing. There is no word limit on emailed Public Comment(s). Please make sure to indicate:

- 1) Agenda item you are submitting public comment on.
- 2) Submit by no later than June 30, 2022 at 12PM

NOTE: Pursuant to State law, the Commission may not discuss or take action on issues not on the meeting agenda, except that members of the Commission or staff may briefly respond to statements made or questions posed by persons exercising public testimony rights (Government Code Section 54954.2). Staff may be asked to follow up on such items.

1. Public Comment

ACTION/DISCUSSION

2. Master Fee Schedule Fiscal Year 2022-2023

Recommendation

It is recommended that the Finance Commission receive and file the Master Fee Schedule for Fiscal Year 2022-2023

3. Minutes for the Meeting on April 28, 2022

Recommendation

It is recommended that the Finance Commission approve the minutes for the meeting on April 28, 2022

COMMUNICATIONS

4. City Council Liaison Communications

5. Staff Liaison Communications

- a. Ken Louie, Interim Finance Director
 - i. Staffing
 - ii. GASB 87
 - iii. Upcoming Items
 - 1. Investment Policy
 - 2. Credit Card Fees
 - 3. Sales/Property Tax Updates

6. Commissioner Communications

ADJOURNMENT


PUBLIC ACCESS TO AGENDA DOCUMENTS

The complete agenda packet may be viewed on the City’s website, <https://www.southpasadenaca.gov/government/boards-commissions/finance-commission>

Meeting recordings will be available for public viewing after the meeting. Recordings will be uploaded to the City’s YouTube Channel no later than the next business day after the meeting.

The City’s YouTube Channel may be accessed at: https://www.youtube.com/channel/UCnR169ohzi1AlewD_6sfwDA/featured

ACCOMMODATIONS

 The City of South Pasadena wishes to make all of its public meetings accessible to the public. If special assistance is needed to participate in this meeting, please contact the City Clerk’s Division at (626) 403-7230 or CityClerk@southpasadenaca.gov. Upon request, this agenda will be made available in appropriate alternative formats to persons with disabilities. Notification at least 48 hours prior to the meeting will assist staff in assuring that reasonable arrangements can be made to provide accessibility to the meeting (28 CFR 35.102-35.104 ADA Title II).

CERTIFICATION OF POSTING

*I declare under penalty of perjury that I posted this notice of agenda for the meeting to be held on **June 27, 2022**, on the bulletin board in the courtyard of City Hall at 1414 Mission Street, South Pasadena, CA 91030, and on the City’s, website as required by law, on the date listed below.*

6/27/2022 *Stephanie Pinto*
Date Stephanie Pinto, Management Assistant



Finance Commission Staff Report

DATE: June 30, 2022

FROM: Ken Louie, Interim Finance Director

SUBJECT: Fiscal Year 2022-2023 Master Fee Schedule

Recommendation

It is recommended that the Commission receive and file the Master Fee Schedule for Fiscal Year 2022-2023.

Background

In 2019, the City Council adopted Resolutions 7606 and 7613. The resolution states “The Finance Director is authorized and directed to adjust fees and services set forth in the attached Exhibit A not later than July 1 of each year beginning in 2020, based on the increase, if any, in the Consumer Price Index (CPI) for Los Angeles, Riverside and Orange county Urbanized Area, published by the United States Department of Labor, Bureau of Labor Statistics for February of that year”.

Discussion/Analysis

The Consumer Price Index for February 2022 was 7.4%. All applicable fees in the 2021-2022 Master Fee Schedule were increased by 7.4%.

Fiscal Impact

Adjustments to revenue have been included in the Fiscal Year 2022-2023 Budget.

Public Notification of Agenda Item

The public was made aware that this item was to be considered this evening by virtue of its inclusion on the legally publicly noticed agenda, posting of the same agenda and reports on the City’s website.

Attachments:

1. (Draft) Master Fee Schedule Fiscal Year 2022-2023
2. Master Fee Schedule Fiscal Year 2021-2022
3. Resolution 7606 and 7613
4. U.S. Bureau of Labor Statistics, Consumer Price Index February 2022, Los Angeles

ATTACHMENT 1

(Draft) Master Fee Schedule Fiscal Year 2022-2023

Fee No.	Fee Title	Proposed Fee
CITY CLERK		
1	Duplication - FPPC Regulations	\$0.10
2	Digital Records Duplication (Formerly: Duplication - CD/DVD)	\$17.00
3	Duplication - Photocopy	\$0.10
4	Filing Fees - Candidates Nominations (Per CA Election Code Section 10228)	\$25.00
5	Filing Fees - Initiative Petition (Per CA Election Code 9103 (b))	\$200.00
COMMUNITY SERVICES		
CAMP MED FEES:		
6	Camp Med - Five Day Rate - 1st Child - Resident	\$169.00
7	Camp Med - Five Day Rate - Each Additional Child - Resident	\$157.00
8	Camp Med - Five Day Rate - 1st Child - Non-Resident	\$189.00
9	Camp Med - Five Day Rate - Each Additional Child - Non-Resident	\$178.00
10	Camp Med - Thanksgiving Week - 1st Child	\$104.00
11	Camp Med - Thanksgiving Week - Each Additional Child	\$99.00
12	Camp Med After School - Five Day Rate - 1st Child	\$101.00
13	Camp Med After School - Five Day Rate - Each Additional Child	\$96.00
14	Camp Med - Late Fee After First 5 Minutes - per minute	\$3.30
FIELD AND OPEN SPACE RENTAL FEES:		
Garfield / Arroyo Park:		
15	Sport Fields -- Non-Profit (Less than 50% contributor) (per hr)	\$57.00
16	Sports Fields -- Non-Profit (Contributor) (per hr)	\$0.00
17	Sport Fields - Resident (per hr.)	\$45.00
18	Sports Field - Non-Resident (per hr)	\$57.00
19	Gazebo Rental - Resident (4 hr block)	\$90.00
20	Gazebo Rental - Non-Resident (4 hr block)	\$134.00
21	Picnic Areas -- Deposit for Groups > 50 Persons resident	\$50.00
22	Picnic Areas -- Deposit for Groups > 50 Persons non-resident	\$61.00
23	Tennis Courts -- Sports Teams -- OG & Garfield Parks	\$56.00
24	Tennis Courts -- Instructions -- OG & Garfield Parks	\$56.00
OG Rec Center Rental Fees:		
25	Security Deposit	\$280.00
26	Non-Profit (per hr)	\$33.00
27	Resident (per hr)	\$33.00
28	Non-Resident (per hr)	\$45.00
29	Youth Groups - local (up to 2 hrs)	\$11.00
Eddie Park House Rental Fees:		
30	Security Deposit	\$280.00
31	Non-Profit (per hr)	\$101.00
32	Resident (per hr)	\$90.00
33	Non-Resident (per hr)	\$112.00
34	Event (4 hr block) Resident Only	\$169.00
35	Youth Groups - local (up to 2 hrs)	\$11.00
Garfield Youth House Rental Fees:		
36	Security Deposit	\$280.00
37	Non-Profit (per hr)	\$78.00
38	Resident (per hr)	\$68.00
39	Non-Resident (per hr)	\$112.00
40	Event (4 hr block) Resident Only	\$169.00
41	Youth Groups - local (up to 2 hrs)	\$11.00
War Memorial Rental Fees:		
42	Security Deposit	\$561.00
43	War Memorial -- Non-Profits (per hr)	\$124.00
44	War Memorial -- Resident (per hr)	\$112.00
45	War Memorial -- Non-Resident (per hr)	\$146.00
46	War Memorial -- Non-Profits -- Prime Time	\$197.00

47	War Memorial -- Resident / Local Business (per hr) -- Prime Time	\$185.00
48	War Memorial -- Non-Resident (per hr) -- Prime Time	\$219.00
49	War Memorial -- Lower Floor -- Non-Profits (per hr)	\$96.00
50	War Memorial -- Lower Floor -- Resident (per hr)	\$84.00
51	War Memorial -- Lower Floor -- Non-Resident (per hr)	\$112.00
52	War Memorial - Use of Kitchen (per event / use)	\$56.00
53	War Memorial - Use of Kitchen - Prime Time	\$169.00
Senior Center Rental Fees:		
54	Security Deposit	\$280.00
55	Main Room - Non-Profits (per hr)	\$101.00
56	Main Room - Resident (per hr)	\$90.00
57	Main Room - Non-Resident (per hr)	\$112.00
58	Conference Room -- Non- Profits (per hr)	\$33.00
59	Conference Room -- Resident / Local Business (per hr)	\$33.00
60	Conference Room -- Non-Resident (per hr)	\$45.00
61	Kitchen Use (per event / use)	\$56.00
Senior Center Programs:		
62	Hot Meals - Senior 55 & Over / Disabled Persons	\$2.75
63	Hot Meals - Persons Under 55	\$5.00
64	Home Delivered Meals - Senior 55 & Over / Disabled Persons	\$3.00
65	Senior Center Membership - single person Over 55	\$25.00
66	Senior Center Membership - couples Over 55	\$35.00
67	Computer Lab Printing	\$0.20
68	Leisure Classes - Seniors	Varies
69	Coffee	\$1.00
Dial-A-Ride Fees:		
70	Senior Resident (Registered) 55>	\$0.50
71	Disabled Resident (Registered)	\$0.50
72	Caregiver	\$0.00
73	MTA Bus Pass - Senior 62 & Over	\$10.00
74	MTA Bus Pass - Disabled Persons	\$10.00
Miscellaneous Fees:		
75	Breakfast with Santa Event	\$23.00
76	Spring Family Event - Presale	\$11.00
77	Spring Family Event - Day of Event	\$17.00
78	Booth Rental - All Facilities - per booth	\$56.00
79	Event -Vendor/Catering Booth - per vendor/ booth	\$112.00
80	Leisure Classes	Varies
81	Refund Processing Fee	\$21.00
82	Additional Staff (Cleanup and Supervision)	\$45.00
83	Additional Staff (Alcohol)	\$45.00
Community Development		
Building Fees:		
84	Building Permit & Plan Check	See LA County Fee Schedule
Film Permit Fees:		
85	Still photography - Per Day	\$149.00
86	Motion Picture Photography - Per Day	\$595.00
87	Student Films/ Public Service Announcements/ Educational Films - Per Day	\$23.00
88	Handheld Video Crew with less than 20 people - Per Day	\$149.00
Location / Hourly Fees:		
89	Still Photography / Handheld Video Crew - On Public Right-Of-Way - Per Hour	\$84.00
90	Student Filming On Public Right-of-way - per hour	\$17.00
91	Street or Lane Closure - Per Hour	\$169.00
92	Streets/Sidewalks/Alleys as Principal Site - Per Hour	\$169.00
93	City Parking Lots - Per Hour	\$169.00
94	City Building (Four Hour Minimum)/City Park - Per Hour	\$198.00

95	Police (Eight Hour Minimum) - per hour	\$95.00
96	Police Vehicles - per hour	\$23.00
97	Fire (Eight Hour Minimum) - per hour	\$95.00
98	Traffic Control Plan Review - per review	\$126.00
99	Cancellation Fee	\$112.00
	Use Permits:	
100	Conditional Use Permit	\$3,925.00
101	Temporary Use Permit (non-profit)	\$258.00
102	Temporary Use Permit	\$517.00
103	CUP Modification	\$2,804.00
104	CUP with First Variance	\$5,048.00
105	Parking Use Permit	\$1,978.00
106	Administrative Use Permit	\$1,745.00
	Maps:	
107	Tentative Parcel Map	\$4,164.00
108	Tentative Tract Map	\$11,291.00
109	Final Parcel / Tract Map Review	\$6,201.00
	Design Review:	
110	Single Family Residence*	\$2,239.00
111	Commercial - Single Sign	\$1,777.00
112	Commercial - Sign Program	\$2,725.00
	Multi Family:	
113	3-8 Units	\$3,359.00
114	9-16 Units	\$4,478.00
115	17-50 Units	\$5,038.00
116	51-100 Units	\$5,598.00
117	101 Units or More	\$6,717.00
	Commercial:	
118	less than 2,000 sq ft	\$2,244.00
119	2,001 - 10,000 sq ft	\$4,486.00
120	10,000 + sq ft	\$6,730.00
	Cultural Heritage Commission Fees:	
121	Cultural Hert. Comm. - Landmark Review	\$1,683.00
	C.H.C. Cert. of Approp. (incl. Demo)	
122	Single-Family*	\$1,683.00
	Multi-Family:	
123	3-8 Units	\$3,365.00
124	9-16 Units	\$4,486.00
125	17-50 Units	\$6,730.00
126	51-100 Units	\$7,851.00
127	101 Units or More	\$10,095.00
	Commercial:	
128	less than 2,000 sq ft	\$3,365.00
129	2,001 - 10,000 sq ft	\$5,608.00
130	10,000 + sq ft	\$10,095.00
131	Chair Review	\$992.00
132	Historic Resource Evaluation	\$475.00
	Environmental Fees:	
	Flat Fees:	
133	Negative Declaration Filing	\$317.00
134	Mitigation Monitoring Inspection & Administrative Fee	Actual Cost
135	Categorical Exemption (CEQA) - Filing	\$158.00
	Deposit-Based Fees:	
136	Initial Environmental Study	\$5,608.00
137	EIR	\$28,041.00
	Appeals:	
138	Appeals (To Planning Commission or City Council) - Single Family*	\$1,121.00

139	Appeal - Other Uses**	\$2,244.00
140	Appeal Continuance	\$336.00
Deposits:		
141	Zoning Text & Map Amendments	\$11,216.00
142	Specific Plan Application	\$11,216.00
143	General Plan Amendment	\$22,433.00
144	Specific Plan Amendment	\$22,433.00
145	Development Agreement Review	\$11,216.00
146	Planned Development	\$11,216.00
Other Planning Applications:		
147	Zoning Code Admin Modification	\$1,275.00
148	Zoning Code Interpretation	\$1,030.00
149	Application Withdrawal	\$1,979.00
150	Lot Line Adjustment / Parcel Merger / Certificate of Compliance	\$2,244.00
151	Hillside Development Review	\$2,244.00
152	Hillside Development Review with Variance	\$3,365.00
153	Variance - First	\$3,701.00
154	Variance - Each Additional	\$2,611.00
155	Vacation Easements, Alleys, Street	\$1,978.00
156	Discretionary Time Extension Request	\$3,009.00
157	Covenants	\$613.00
158	Mills Act Contract	\$2,244.00
Miscellaneous Fees:		
159	Public Noticing Fee (Does Not Include Material / Mailing Costs)	\$320.00
160	Garage/Yard Sale Permit	\$11.00
161	Temporary Banners - Per Banner, Per Permit	\$56.00
162	Zoning - Written Analysis of Conformance	\$790.00
163	Zoning Verification Letter	\$119.00
164	Zoning Clearance for Business License Review	\$70.00
165	Re-Review - Per hour	\$173.00
166	Pre-Application Meeting	\$336.00
167	Planning Inspection Per Hour	\$173.00
168	Changes / Modifications to Approved Plans (initiated by Applicant) - Single Family*	\$561.00
169	Changes / Modifications to Approved Plans (initiated by Applicant) - All Other Uses**	\$2,244.00
170	Administrative Citation (per Municipal Code)	\$561.00
Surcharges:		
171	General Plan Maintenance Fee (Percentage of Building Permit Fee)	15%
172	Technology Surcharge (percentage applied to fire, building, engineering, and planning permits)	10%
FINANCE		
Miscellaneous Fees:		
173	NSF Check Fee (CA Civil Code Section 1719)	\$25.00
174	Credit Card Transaction Fee (Percentage of Transaction Cost)	0.25%
FIRE		
Fire Emergency Medical Services:		
175	Advance Life Support	\$2,299.00
176	Basic Life support	\$1,533.00
177	Treat No Transport	\$547.00
178	Other EMS Fees	LA County Fee
179	Paramedic Program - Residential	\$90.00
180	Paramedic Program - Residential (6 months or less)	\$45.00
181	Paramedic Program - Business	\$101.00
182	Paramedic Program - Business (6 months or less)	\$50.00
Standby Fees:		
183	Engine Company - (Use or Standby)	\$634.00

184	Ambulance	\$384.00
185	Chief Officer Per Hr. - With 2 Hr. Min.	\$255.00
Sprinkler Plan Check and Inspection:		
Residential		
186	New	\$577.00
187	Remodel	\$411.00
Commercial		
New:		
188	0 - 10,000 sq ft.	\$676.00
189	10,000 - 25,000 sq ft.	\$890.00
190	25,000 - 50,000 sq ft.	\$1,417.00
191	50,000+ sq ft.	\$1,679.00
Remodel/T.I.:		
192	0 - 5,000 sq ft.	\$552.00
193	5,000 - 10,000 sq ft.	\$774.00
194	10,000 - 25,000 sq ft.	\$1,153.00
195	25,000+ sq ft.	\$1,417.00
196	Sprinkler - Extra Plan Check/ Site Visit - per check / visit	\$131.00
Fire Alarms:		
New: (# of Devices) - Commercial		
197	1 - 25 Devices	\$354.00
198	26-50 Devices	\$510.00
199	51-100 Devices	\$577.00
200	100+ Devices - Per Device	\$1,103.00
Remodel/ T.I.: Commercial		
201	1-5 Systems	\$288.00
202	6-15 Systems	\$379.00
203	16-50 Systems	\$510.00
204	50+ Systems	\$708.00
205	New Residential (Single Family)*	\$222.00
206	Remodel Residential (Single Family)*	\$157.00
207	Extra Plan Check/Site Visits	\$131.00
208	Hydrostatic Test and Alarm Test	\$131.00
209	Any Plan Check Not listed	\$131.00
Hazmat Fees:		
210	Hazmat Disclosure Level I	LA County Fee
211	Hazmat Disclosure Level II	LA County Fee
212	Hazmat Disclosure Level III	LA County Fee
213	Hazmat Placard Start Up Cost	LA County Fee
214	Hazmat Placard Updates	LA County Fee
False Alarm Fees:		
215	False Alarm - 1st Repsonse	\$0.00
216	False Alarm - 2nd and 3rd Repsonse	\$169.00
217	False Alarm - 4th and beyond	\$867.00
Inspections:		
218	Any Other Inspection Not Listed	\$131.00
Annual Inspection of Apartments		
219	3-8 Units	\$157.00
220	9-16 Units	\$198.00
221	17-50 Units	\$263.00
222	51-100 Units	\$329.00
223	101 Units or More	\$395.00
Annual Inspection of Businesses		
224	less than 2,000 sq ft	\$101.00
225	2,001 - 10,000 sq ft	\$224.00
226	10,000 + sq ft	\$508.00
227	Additional Inspection (3rd Visit, 2nd Reinspection)	\$158.00

228	Inspection (4th Visit and Subsequent)	\$217.00
	New Business Fire Inspection	
229	less than 2,000 sq ft	\$67.00
230	2,001 - 10,000 sq ft	\$131.00
231	10,000 + sq ft	\$263.00
	Permits:	
232	Permits - Event Tent	\$182.00
233	Permits - Special Film Fueling Truck	\$142.00
234	Permits - Any Other Required by Chief	\$307.00
235	Permits - Fireworks Display	\$590.00
	Fire Reports:	
236	Redacted	\$50.00
237	Non-Redacted	\$9.00
	Miscellaneous Fees:	
238	Investigation Cost Recovery	Actual Cost
239	Witness Fees	\$169.00
240	Record Research: Intensive, Interpretive - Per Half Hour	\$50.00
241	Records: Duplication Per Page	\$0.10
242	Underground Storage Tank Removal	\$526.00
243	Clean Up, 1st Responder	Actual Cost
	LIBRARY	
	Library Services Fees:	
244	Replacement - Processing Fee	\$17.00
245	Replacement of Library Item	Actual Cost
246	Inter-Library Loan (Per Title)	\$5.00
247	Library Asset Recovery Service	Actual Cost
248	Test Administration	\$40.00
	Printing / Reproduction Fees:	
249	Local History Collection Image - Commercial Use	\$119.00
250	Local History Collection Image - Private Use - Resident	\$11.00
251	Local History Collection Image - Private Use - Non-Resident	\$28.00
252	Black & White	\$0.15
253	Color Copies	\$0.50
	Passport Fees:	
254	Passport Photo - per photo	\$7.00
255	Passport Execution Fee (Per US State Department)	\$35.00
	Community Room Rental Fees:	
256	Community Room - Non-Profit Groups - Per Hr. (Min. 2 Hrs.)	\$112.00
257	Community Room - Resident / Local Business - Per Hr. (Min. 2 Hrs.)	\$101.00
258	Community Room -Non-Resident - Per Hr. (Min 2 Hrs.)	\$134.00
259	Community Room - Non-Profit Groups - Primetime (Min. 2 Hrs.)	\$185.00
260	Community Room - Resident / Local Business - Primetime (Min. 2 Hrs.)	\$174.00
261	Community Room -Non-Resident - Primetime (Min 2 Hrs.)	\$207.00
262	Library Park Event (add on to Community Room Rental) - per hr (Min. 2 hrs)	\$169.00
263	Community Room - Staff (Cleanup and Supervision)	\$45.00
264	Community Room - Staff (Alcohol)	\$45.00
265	Community Room - Security Deposit	\$280.00
	Equipment Rental Fees:	
266	Audio/Visual Equipment Rental	\$67.00
267	Equipment Rental - Baldwin Piano	\$40.00
	POLICE	
	Penalties:	
268	Display Vehicle for Sale	\$50.00
269	Parking in Red Zone	\$50.00
270	Parking in Yellow Zone	\$50.00
271	Parking in White Zone	\$50.00
272	Parking in Green Zone	\$50.00

273	Parked on Parkway	\$50.00
274	Parking Prohibited by Sign	\$50.00
275	1 HR, 2 HR, 4HR Time Limited Parking	\$50.00
276	Parking Outside Spaces	\$50.00
277	Parked Over 72 Hours	\$50.00
278	Parking Vehicle for Sale	\$50.00
279	Washing, Servicing or Repairing Vehicle	\$50.00
280	Selling from Motor Vehicle	\$50.00
281	Parking Left Side of Roadway	\$50.00
282	Parking Adjacent to Schools	\$50.00
283	Exceeding 3% Grade/ Wheels Not Curbed	\$50.00
284	Emergency No Parking	\$50.00
285	Alley Parking - Sign Posted	\$50.00
286	Parked on Private Property	\$50.00
287	Parking on Public Property	\$50.00
288	Parking on City Owned Off-street Facility	\$50.00
289	Oversized Vehicle	\$50.00
290	Unattended Trailer	\$50.00
291	Overnight Parking	\$50.00
292	City Parking Lot (2 HR Limit)	\$50.00
Parking Pass Fees:		
293	Parking 1 Year	\$137.00
294	Parking - Senior Citizens (65 Years old min.)	\$110.00
295	Parking - Alternate Fuel Vehicles	\$110.00
296	Parking - Monthly Pass	\$33.00
297	Parking - Replacement/ Transfer	\$18.00
298	Parking - Daily Pass	\$2.30
All Police Reports:		
299	Redacted	\$98.00
300	Non-Redacted - Non-Resident	\$25.00
301	Non-Redacted - Resident	\$25.00
False Alarm:		
302	False Alarm 1st	\$0.00
303	False Alarm 2nd - 3rd	\$169.00
304	False Alarm 4th and beyond	\$618.00
Reproduction:		
305	Photo Reproduction - Per Photo	\$25.00
306	Video/Audio Reproduction	\$98.00
Miscellaneous Fees:		
307	DUI Emergency Response	Actual Cost
308	Records Check/ Clearance Letter	\$25.00
309	Special Business Background Check	\$584.00
310	Impound Fee - Vehicle Release	\$144.00
311	Juvenile Recovery	Actual Cost
312	Firearms Storage & Release	\$33.00
313	Citation Corrections/ Inspection Service (resident)	\$17.00
314	Citation Corrections/ Inspection Service (non-resident)	\$42.00
315	Fingerprint Services -- Per Three Cards	\$25.00
316	Civil Subpoena	Fee set by Courts
317	Duces Tecum Subpoena (Per CA Evidence Code)	\$15.00
318	Booking Fee	\$155.00
319	Tow Franchise Fee - per year	\$1,102.00
PUBLIC WORKS		
Water Fees:		
320	Water Turn Off (After Hours)	\$163.00
321	Water Turn On (After Hours)	\$163.00

322	Water 24 Hour Door Hanger Fee	\$35.00
323	Water Turn Off for Non-Payment***	\$72.00
324	Water - New/Change Account	\$112.00
325	Water - Discontinue Service	\$112.00
326	Water - Discontinue for Non-Compliance	\$217.00
327	Water - Unauthorized Turn on	\$217.00
328	Fire Flow Testing	\$579.00
329	Temporary Meter Rental - Install	\$45.00
330	Temporary Meter Rental - Move	\$112.00
331	Temporary Meter Rental - Rental	\$86.00
332	Inspection of Backflow Prevention Device	\$201.00
333	Backflow Prevention Program Penalty	\$336.00
334	Water Installation Inspection Fee	\$346.00
Deposit-Based Fees:		
335	Water Service Installation	\$5,608.00
336	Water Meter installation	\$1,121.00
337	Temporary Meter Rental	\$2,804.00
Sewer Fees:		
338	Sewer Connection/Inspection, Existing Lateral	\$393.00
339	Sewer Connection/Inspection, Existing WYE	\$393.00
340	Sewer Connection/Inspection, Saddle Connect	\$393.00
341	Capping of Sewer Lateral	\$393.00
342	Sewer Construction Fee - New Construction	\$777.00
343	Sewer Spill in Public ROW	Actual Cost
344	Fats, Oils, & Grease Permit Fee (one time)	\$159.00
345	Fats, Oils, & Grease Inspection Fee (annual)	Actual Cost
346	Fats, Oils, & Grease Mitigation Penalty (annual)	\$393.00
PW Engineering:		
347	Excavate - Utility Trenches <= 100 l.f.	\$642.00
348	Excavations-Utility Trenches >= 100 l.f.	\$779.00
349	Excavations-Utility Trenches > 100 l.f. - per l.f.	\$0.61
350	Excavation-Utility Patches	\$575.00
351	Concrete Sidewalk / Driveway Parkway / Permit	\$203.00
352	Concrete Sidewalk / Driveway / Parkway Inspection	\$270.00
353	Curb & Gutter Permit	\$203.00
354	Curb & Gutter Inspection Flat Fee	\$270.00
355	Curb Coring Base Permit	\$224.00
356	Curb Coring Inspection Flat Fee	\$213.00
357	Pavement Street & Alley	\$453.00
358	Pavement Street & Alley Inspections Flat Fee	\$610.00
359	Street/ROW Vacation/ Abandonment	\$5,991.00
360	Public Improvement Inspection	\$542.00
361	Public Works Plan Check Fee - Single Family*	\$561.00
362	Public Works Plan Check Fee - Other Uses**	\$1,004.00
363	Additional Plan Check/ Reviews Beyond 2	\$168.00
364	Final Parcel Map Review	\$3,151.00
365	Final Tract Map Review	\$3,151.00
366	Final Map Amendment - Administrative	\$168.00
367	Temp Encroachment - Dumpster	\$101.00
368	Temp Encroachment - Southwest Hills	\$220.00
369	Temp Encroachment - All Other	\$118.00
Deposits (Time and Material):		
370	Street Renaming Processing	\$5,608.00
Miscellaneous Fees:		
371	100 foot Radius Map & Mailing Lists	\$74.00
372	Sidewalk Dining Permit/ Inspect, Initial	\$139.00
373	Sidewalk Dining Permit/ Inspect, Renewal	\$105.00

374	Sidewalk Rental Fee - Per Sq. Ft.	\$4.50
375	Sidewalk Vendor Permit	\$149.00
376	House Number Change	\$503.00
377	Oversized/Overloads Permits (Per Transportation Code)	\$18.00
378	Block Party Street Closure - Initial	\$299.00
379	Block Party Street Closure - Renewal	\$112.00
380	Blueprint/ Map Reproduction	Actual Cost
381	Banner Installation & Removal	\$214.00
382	Banner Installation - Initial	\$354.00
383	Parade/ Special Event Staffing	Hourly Rate
384	No Parking Signs (temporary)	\$42.00
Trees:		
385	Tree Removal / Replacement Permit	\$346.00
386	Private Property Tree Removal for Developments (3+ more trees)	\$480.00
387	Tree Trimming Permit	\$71.00
388	Inspection For Trimming or Removal	\$134.00
389	Private Tree Trimming in Public ROW	Actual Cost
Newsrack:		
390	Newsrack Permit - Initial	\$206.00
391	Newsrack Permit - Annual Renewal	\$71.00
TRANSPORTATION		
392	Mission Meridian Village Parking (Daily)	\$3.00
393	Mission Meridian Village Parking (Monthly)	\$50.00
394	Mission Meridian Village Parking (Monthly Senior)	\$12.00

Footnotes:

***Single Family:** This term refers to single-family homes and duplexes (2 attached dwelling units)

****Other Uses:** This term refers to multifamily (3 or more units), Commercial, Mixed Use, or Legal Non-Conforming Use

*****Water Turnoff for Non-Payment:** This fee has a low income cap per SB 998.

Facility Rental Terms:

Non-Profit = Registered 501c(3) organization

Resident = South Pasadena Resident with South Pasadena Address or South Pasadena Based Business

Non-Resident = Non-South Pasadena Based Resident or Business

ATTACHMENT 2
Master Fee Schedule Fiscal Year 2021-2022

Fee No.	Fee Title	Adopted Fee FY 21-22
BUILDING		
	Building Permit & Plan Check	See LA County Fee Schedule
CITY		
1	Duplication - FPPC Regulations	\$0.10
2	Digital Records Duplication (Formerly: Duplication - CD/DVD)	\$16.00
3	Duplication - Photocopy	\$0.10
4	Filing Fees - Candidates Nominations (Per CA Election Code Section 10228)	\$25.00
5	Filing Fees - Initiative Petition (Per CA Election Code 9292(b))	\$200.00
COMMUNITY SERVICES		
CAMP MED FEES:		
6	Camp Med - Five Day Rate - 1st Child - Resident	\$157.00
7	Camp Med - Five Day Rate - Each Additional Child - Resident	\$146.00
8	Camp Med - Five Day Rate - 1st Child - Non-Resident	\$176.00
9	Camp Med - Five Day Rate - Each Additional Child - Non-Resident	\$166.00
10	Camp Med - Thanksgiving Week - 1st Child	\$97.00
11	Camp Med - Thanksgiving Week - Each Additional Child	\$92.00
12	Camp Med After School - Five Day Rate - 1st Child	\$94.00
13	Camp Med After School - Five Day Rate - Each Additional Child	\$89.00
14	Camp Med - Late Fee After First 5 Minutes - per minute	\$3.10
FIELD AND OPEN SPACE RENTAL FEES:		
Garfield / Arroyo Park:		
15	Sport Fields -- Non-Profit (Less than 50% contributor) (per hr)	\$53.00
16	Sports Fields -- Non-Profit (Contributor) (per hr)	\$0.00
17	Sport Fields - Resident (per hr.)	\$42.00
18	Sports Field - Non-Resident (per hr)	\$53.00
19	Gazebo Rental - Resident (4 hr block)	\$84.00
20	Gazebo Rental - Non-Resident (4 hr block)	\$125.00
21	Picnic Areas -- Deposit for Groups > 50 Persons resident	\$47.00
22	Picnic Areas -- Deposit for Groups > 50 Persons non-resident	\$57.00
23	Tennis Courts -- Sports Teams -- OG & Garfield Parks	\$52.00
24	Tennis Courts -- Instructions -- OG & Garfield Parks	\$52.00
OG Rec Center Rental Fees:		
25	Security Deposit	\$261.00
26	Non-Profit (per hr)	\$31.00
27	Resident (per hr)	\$31.00
28	Non-Resident (per hr)	\$42.00
29	Youth Groups - local (up to 2 hrs)	\$10.00
Eddie Park House Rental Fees:		
30	Security Deposit	\$261.00
31	Non-Profit (per hr)	\$94.00
32	Resident (per hr)	\$84.00
33	Non-Resident (per hr)	\$104.00
34	Event (4 hr block) Resident Only	\$157.00
35	Youth Groups - local (up to 2 hrs)	\$10.00
Garfield Youth House Rental Fees:		
36	Security Deposit	\$261.00
37	Non-Profit (per hr)	\$73.00
38	Resident (per hr)	\$63.00
39	Non-Resident (per hr)	\$104.00
40	Event (4 hr block) Resident Only	\$157.00
41	Youth Groups - local (up to 2 hrs)	\$10.00
War Memorial Rental Fees:		
42	Security Deposit	\$522.00
43	War Memorial -- Non-Profits (per hr)	\$115.00
44	War Memorial -- Resident (per hr)	\$104.00
45	War Memorial -- Non-Resident (per hr)	\$136.00

46	War Memorial -- Non-Profits -- Prime Time	\$183.00
47	War Memorial -- Resident / Local Business (per hr) -- Prime Time	\$172.00
48	War Memorial -- Non-Resident (per hr) -- Prime Time	\$204.00
49	War Memorial -- Lower Floor -- Non-Profits (per hr)	\$89.00
50	War Memorial -- Lower Floor -- Resident (per hr)	\$78.00
51	War Memorial -- Lower Floor -- Non-Resident (per hr)	\$104.00
52	War Memorial - Use of Kitchen (per event / use)	\$52.00
53	War Memorial - Use of Kitchen - Prime Time	\$157.00
	Senior Center Rental Fees:	
54	Security Deposit	\$261.00
55	Main Room - Non-Profits (per hr)	\$94.00
56	Main Room - Resident (per hr)	\$84.00
57	Main Room - Non-Resident (per hr)	\$104.00
58	Conference Room -- Non- Profits (per hr)	\$31.00
59	Conference Room -- Resident / Local Business (per hr)	\$31.00
60	Conference Room -- Non-Resident (per hr)	\$42.00
61	Kitchen Use (per event / use)	\$52.00
	Senior Center Programs:	
62	Hot Meals - Senior 55 & Over / Disabled Persons	\$2.75
63	Hot Meals - Persons Under 55	\$5.00
64	Home Delivered Meals - Senior 55 & Over / Disabled Persons	\$3.00
65	Senior Center Membership - single person Over 55	\$25.00
66	Senior Center Membership - couples Over 55	\$35.00
67	Computer Lab Printing	\$0.20
68	Leisure Classes - Seniors	Varies
69	Coffee	\$1.00
	Dial-A-Ride Fees:	
70	Senior Resident (Registered) 55>	\$0.50
71	Disabled Resident (Registered)	\$0.50
72	Caregiver	\$0.00
73	MTA Bus Pass - Senior 62 & Over	\$10.00
74	MTA Bus Pass - Disabled Persons	\$10.00
	Miscellaneous Fees:	
75	Breakfast with Santa Event	\$21.00
76	Spring Family Event - Presale	\$10.00
77	Spring Family Event - Day of Event	\$16.00
78	Booth Rental - All Facilities - per booth	\$52.00
79	Event -Vendor/Catering Booth - per vendor/ booth	\$104.00
80	Snow Day - Presale	\$16.00
81	Snow Day - Day of the Event	\$21.00
82	Leisure Classes	Varies
83	Refund Processing Fee	\$20.00
84	Additional Staff (Cleanup and Supervision)	\$42.00
85	Additional Staff (Alcohol)	\$42.00
	FINANCE	
	Miscellaneous Fees:	
86	NSF Check Fee (CA Civil Code Section 1719)	\$25.00
87	Credit Card Transaction Fee (Percentage of Transaction Cost)	.25%
	FIRE	
	Fire Emergency Medical Services:	
88	Advance Life Support	\$2,299.00
89	Basic Life support	\$1,533.00
90	Treat No Transport	\$547.00
91	Other EMS Fees	LA County Fee
92	Paramedic Program - Residential	\$84.00
93	Paramedic Program - Residential (6 months or less)	\$42.00
94	Paramedic Program - Business	\$94.00
95	Paramedic Program - Business (6 months or less)	\$47.00
	Standby Fees:	
96	Engine Company - (Use or Standby)	\$590.00
97	Ambulance	\$358.00

*Credit Card Fee to be assessed by the council for an increase (Fee # 87)

98	Chief Officer Per Hr. - With 2 Hr. Min.	\$237.00
Sprinkler Plan Check and Inspection:		
Residential		
99	New	\$537.00
100	Remodel	\$383.00
Commercial		
New:		
101	0 - 10,000 sq ft.	\$629.00
102	10,000 - 25,000 sq ft.	\$829.00
103	25,000 - 50,000 sq ft.	\$1,319.00
104	50,000+ sq ft.	\$1,563.00
Remodel/T.I.:		
105	0 - 5,000 sq ft.	\$514.00
106	5,000 - 10,000 sq ft.	\$721.00
107	10,000 - 25,000 sq ft.	\$1,074.00
108	25,000+ sq ft.	\$1,319.00
109	Sprinkler - Extra Plan Check/ Site Visit - per check / visit	\$122.00
Fire Alarms:		
New: (# of Devices) - Commercial		
110	1 - 25 Devices	\$330.00
111	26-50 Devices	\$475.00
112	51-100 Devices	\$537.00
113	100+ Devices - Per Device	\$1,027.00
Remodel/ T.I.: Commercial		
114	1-5 Systems	\$268.00
115	6-15 Systems	\$353.00
116	16-50 Systems	\$475.00
117	50+ Systems	\$659.00
118	New Residential (Single Family)*	\$207.00
119	Remodel Residential (Single Family)*	\$146.00
120	Extra Plan Check/Site Visits	\$122.00
121	Hydrostatic Test and Alarm Test	\$122.00
122	Any Plan Check Not listed	\$122.00
Hazmat Fees:		
123	Hazmat Disclosure Level I	LA County Fee
124	Hazmat Disclosure Level II	LA County Fee
125	Hazmat Disclosure Level III	LA County Fee
126	Hazmat Placard Start Up Cost	LA County Fee
127	Hazmat Placard Updates	LA County Fee
False Alarm Fees:		
128	False Alarm - 1st Repsonse	\$0.00
129	False Alarm - 2nd and 3rd Repsonse	\$157.00
130	False Alarm - 4th and beyond	\$807.00
Inspections:		
131	Any Other Inspection Not Listed	\$122.00
Annual Inspection of Apartments		
132	3-8 Units	\$146.00
133	9-16 Units	\$184.00
134	17-50 Units	\$245.00
135	51-100 Units	\$306.00
136	101 Units or More	\$368.00
Annual Inspection of Businesses		
137	less than 2,000 sq ft	\$94.00
138	2,001 - 10,000 sq ft	\$209.00
139	10,000 + sq ft	\$473.00
140	Additional Inspection (3rd Visit, 2nd Reinspection)	\$147.00
141	Inspection (4th Visit and Subsequent)	\$202.00
New Business Fire Inspection		
142	less than 2,000 sq ft	\$62.00
143	2,001 - 10,000 sq ft	\$122.00
144	10,000 + sq ft	\$245.00

Permits:		
145	Permits - Event Tent	\$169.00
146	Permits - Special Film Feuling Truck	\$132.00
147	Permits - Any Other Required by Chief	\$286.00
148	Permits - Fireworks Display	\$549.00
Fire Reports:		
149	Redacted	\$47.00
150	Non-Redacted	\$8.00
Miscellaneous Fees:		
151	Investigation Cost Recovery	Actual Cost
152	Witness Fees	\$157.00
153	Record Research: Intensive, Interpretive - Per Half Hour	\$47.00
154	Records: Duplication Per Page	\$0.10
155	Underground Storage Tank Removal	\$490.00
156	Clean Up, 1st Responder	Actual Cost
LIBRARY		
Library Services Fees:		
157	Replacement - Processing Fee	\$16.00
158	Replacement of Library Item	Actual Cost
159	Inter-Library Loan (Per Title)	\$5.00
160	Library Asset Recovery Service	Actual Cost
161	Test Administration	\$37.00
Printing / Reproduction Fees:		
162	Local History Collection Image - Commercial Use	\$111.00
163	Local History Collection Image - Private Use - Resident	\$10.00
164	Local History Collection Image - Private Use - Non-Resident	\$26.00
165	Black & White	\$0.15
166	Color Copies	\$0.50
Passport Fees:		
167	Passport Photo - per photo	\$7.00
168	Passport Execution Fee (Per US State Department)	\$35.00
Community Room Rental Fees:		
169	Community Room - Non-Profit Groups - Per Hr. (Min. 2 Hrs.)	\$104.00
170	Community Room - Resident / Local Business - Per Hr. (Min. 2 Hrs.)	\$94.00
171	Community Room -Non-Resident - Per Hr. (Min 2 Hrs.)	\$125.00
172	Community Room - Non-Profit Groups - Primetime (Min. 2 Hrs.)	\$172.00
173	Community Room - Resident / Local Business - Primetime (Min. 2 Hrs.)	\$162.00
174	Community Room -Non-Resident - Primetime (Min 2 Hrs.)	\$193.00
175	Library Park Event (add on to Community Room Rental) - per hr (Min. 2 hrs)	\$157.00
176	Community Room - Staff (Cleanup and Supervision)	\$42.00
177	Community Room - Staff (Alcohol)	\$42.00
178	Community Room - Security Deposit	\$261.00
Equipment Rental Fees:		
179	Audio/Visual Equipment Rental	\$62.00
180	Equipment Rental - Baldwin Piano	\$37.00
PLANNING		
Film Permit Fees:		
181	Still photography - Per Day	\$139.00
182	Motion Picture Photography - Per Day	\$554.00
183	Student Films/ Public Service Announcements/ Educational Films - Per Day	\$21.00
184	Handheld Video Crew with less than 20 people - Per Day	\$139.00
Location / Hourly Fees:		
185	Still Photography / Handheld Video Crew - On Public Right-Of-Way - Per Hour	\$78.00
186	Student Filming On Public Right-of-way - per hour	\$16.00
187	Street or Lane Closure - Per Hour	\$157.00
188	Streets/Sidewalks/Alleys as Principal Site - Per Hour	\$157.00
189	City Parking Lots - Per Hour	\$157.00
190	City Building (Four Hour Minimum)/City Park - Per Hour	\$184.00
191	Police (Eight Hour Minimum) - per hour	\$90.00
192	Police Vehicles - per hour	\$21.00
193	Fire (Eight Hour Minimum) - per hour	\$90.00

194	Traffic Control Plan Review - per review	\$117.00
195	Cancellation Fee	\$104.00
Use Permits:		
196	Conditional Use Permit	\$3,655.00
197	Temporary Use Permit (non-profit)	\$240.00
198	Temporary Use Permit	\$481.00
199	CUP Modification	\$2,611.00
200	CUP with First Variance	\$4,700.00
201	Parking Use Permit	\$1,842.00
202	Administrative Use Permit	\$1,625.00
Maps:		
203	Tentative Parcel Map	\$3,877.00
204	Tentative Tract Map	\$10,513.00
205	Final Parcel / Tract Map Review	\$5,774.00
Design Review:		
206	Single Family Residence*	\$2,089.00
207	Commercial - Single Sign	\$1,658.00
208	Commercial - Sign Program	\$2,542.00
Multi Family:		
209	3-8 Units	\$3,133.00
210	9-16 Units	\$4,177.00
211	17-50 Units	\$4,700.00
212	51-100 Units	\$5,222.00
213	101 Units or More	\$6,266.00
Commercial:		
214	less than 2,000 sq ft	\$2,089.00
215	2,001 - 10,000 sq ft	\$4,177.00
216	10,000 + sq ft	\$6,266.00
Cultural Heritage Commission Fees:		
217	Cultural Hert. Comm. - Landmark Review	\$1,567.00
C.H.C. Cert. of Approp. (incl. Demo)		
218	Single-Family*	\$1,567.00
Multi-Family:		
219	3-8 Units	\$3,133.00
220	9-16 Units	\$4,177.00
221	17-50 Units	\$6,266.00
222	51-100 Units	\$7,310.00
223	101 Units or More	\$9,399.00
Commercial:		
224	less than 2,000 sq ft	\$3,133.00
225	2,001 - 10,000 sq ft	\$5,222.00
226	10,000 + sq ft	\$9,399.00
227	Chair Review	\$924.00
228	Historic Resource Evaluation	\$442.00
Environmental Fees:		
Flat Fees:		
229	Negative Declaration Filing	\$295.00
230	Mitigation Monitoring Inspection & Administrative Fee	Actual Cost
231	Categorical Exemption (CEQA) - Filing	\$147.00
Deposit-Based Fees:		
232	Initial Environmental Study	\$5,222.00
233	EIR	\$26,109.00
Appeals:		
234	Appeals (To Planning Commission or City Council) - Single Family*	\$1,044.00
235	Appeal - Other Uses**	\$2,089.00
236	Appeal Continuance	\$313.00
Deposits:		
237	Zoning Text & Map Amendments	\$10,443.00
238	Specific Plan Application	\$10,443.00
239	General Plan Amendment	\$20,887.00
240	Specific Plan Amendment	\$20,887.00

241	Development Agreement Review	\$10,443.00
242	Planned Development	\$10,443.00
Other Planning Applications:		
243	Zoning Code Admin Modification	\$1,187.00
244	Zoning Code Interpretation	\$959.00
245	Application Withdrawal	\$1,843.00
246	Lot Line Adjustment / Parcel Merger / Certificate of Compliance	\$2,089.00
247	Hillside Development Review	\$2,089.00
248	Hillside Development Review with Variance	\$3,133.00
249	Variance - First	\$3,446.00
250	Variance - Each Additional	\$2,431.00
251	Vacation Easements, Alleys, Street	\$1,842.00
252	Discretionary Time Extension Request	\$2,802.00
253	Covenants	\$571.00
254	Mills Act Contract	\$2,089.00
Miscellaneous Fees:		
255	Public Noticing Fee (Does Not Include Material / Mailing Costs)	\$298.00
256	Garage/Yard Sale Permit	\$10.00
257	Temporary Banners - Per Banner, Per Permit	\$52.00
258	Zoning - Written Analysis of Conformance	\$736.00
259	Zoning Verification Letter	\$111.00
260	Zoning Clearance for Business License Review	\$65.00
261	Re-Review - Per hour	\$161.00
262	Pre-Application Meeting	\$313.00
263	Planning Inspection Per Hour	\$161.00
264	Changes / Modifications to Approved Plans (initiated by Applicant) - Single Family*	\$522.00
265	Changes / Modifications to Approved Plans (initiated by Applicant) - All Other Uses**	\$2,089.00
266	Administrative Citation (per Municipal Code)	\$522.00
Surcharges:		
267	General Plan Maintenance Fee (Percentage of Building Permit Fee)	15%
268	Technology Surcharge (Percentage Applied to Fire, Building, Engineering, and Planning Permits)	10%
POLICE		
Penalties:		
269	Display Vehicle for Sale	\$50.00
270	Parking in Red Zone	\$50.00
271	Parking in Yellow Zone	\$50.00
272	Parking in White Zone	\$50.00
273	Parking in Green Zone	\$50.00
274	Parked on Parkway	\$50.00
275	Parking Prohibited by Sign	\$50.00
276	1 HR, 2 HR, 4HR Time Limited Parking	\$50.00
277	Parking Outside Spaces	\$50.00
278	Parked Over 72 Hours	\$50.00
279	Parking Vehicle for Sale	\$50.00
280	Washing, Servicing or Repairing Vehicle	\$50.00
281	Selling from Motor Vehicle	\$50.00
282	Parking Left Side of Roadway	\$50.00
283	Parking Adjacent to Schools	\$50.00
284	Exceeding 3% Grade/ Wheels Not Curbed	\$50.00
285	Emergency No Parking	\$50.00
286	Alley Parking - Sign Posted	\$50.00
287	Parked on Private Property	\$50.00
288	Parking on Public Property	\$50.00
289	Parking on City Owned Off-street Facility	\$50.00
290	Oversized Vehicle	\$50.00
291	Unattended Trailer	\$50.00
292	Overnight Parking	\$50.00
293	City Parking Lot (2 HR Limit)	\$50.00
Parking Pass Fees:		
294	Parking 1 Year	\$128.00

295	Parking - Senior Citizens (65 Years old min.)	\$102.00
296	Parking - Alternate Fuel Vehicles	\$102.00
297	Parking - Monthly Pass	\$31.00
298	Parking - Replacement/ Transfer	\$17.00
299	Parking - Daily Pass	\$2.10
All Police Reports:		
300	Redacted	\$91.00
301	Non-Redacted - Non-Resident	\$23.00
302	Non-Redacted - Resident	\$23.00
False Alarm:		
303	False Alarm 1st	\$0.00
304	False Alarm 2nd - 3rd	\$157.00
305	False Alarm 4th and beyond	\$575.00
Reproduction:		
306	Photo Reproduction - Per Photo	\$23.00
307	Video/Audio Reproduction	\$91.00
Miscellaneous Fees:		
308	DUI Emergency Response	Actual Cost
309	Records Check/ Clearance Letter	\$23.00
310	Special Business Background Check	\$544.00
311	Impound Fee - Vehicle Release	\$134.00
312	Juvenile Recovery	Actual Cost
313	Firearms Storage & Release	\$31.00
314	Citation Corrections/ Inspection Service (resident)	\$16.00
315	Citation Corrections/ Inspection Service (non-resident)	\$39.00
316	Fingerprint Services -- Per Three Cards	\$23.00
317	Civil Subpoena	Fee set by Courts
318	Duces Tecum Subpoena (Per CA Evidence Code)	\$16.00
319	Booking Fee	\$144.00
320	Tow Franchise Fee - per year	\$1,151.00
PUBLIC WORKS		
Water Fees:		
321	Water Turn Off (After Hours)	\$152.00
322	Water Turn On (After Hours)	\$152.00
323	Water 24 Hour Door Hanger Fee	\$33.00
324	Water Turn Off for Non-Payment***	\$67.00
325	Water - New/Change Account	\$104.00
326	Water - Discontinue Service	\$104.00
327	Water - Discontinue for Non-Compliance	\$202.00
328	Water - Unauthorized Turn on	\$202.00
329	Fire Flow Testing	\$539.00
330	Temporary Meter Rental - Install	\$42.00
331	Temporary Meter Rental - Move	\$104.00
332	Inspection of Backflow Prevention Device	\$187.00
333	Backflow Prevention Program Penalty	\$313.00
334	Water Installation Inspection Fee	\$322.00
Deposit-Based Fees:		
335	Water Service Installation	\$5,222.00
336	Water Meter installation	\$1,044.00
337	Temporary Meter Rental	\$2,611.00
Sewer Fees:		
338	Sewer Connection/Inspection, Existing Lateral	\$366.00
339	Sewer Connection/Inspection, Existing WYE	\$366.00
340	Sewer Connection/Inspection, Saddle Connect	\$366.00
341	Capping of Sewer Lateral	\$366.00
342	Sewer Construction Fee - New Construction	\$723.00
343	Sewer Spill in Public ROW	Actual Cost
344	Fats, Oils, & Grease Permit Fee (one time)	\$148.00
345	Fats, Oils, & Grease Inspection Fee (annual)	Actual Cost
346	Fats, Oils, & Grease Mitigation Penalty (annual)	\$366.00
PW Engineering:		

347	Excavate - Utility Trenches <= 100 l.f.	\$598.00
348	Excavations-Utility Trenches >= 100 l.f.	\$725.00
349	Excavations-Utility Trenches > 100 l.f. - per l.f.	\$0.57
350	Excavation-Utility Patches	\$535.00
351	Concrete Sidewalk / Driveway Parkway / Permit	\$189.00
352	Concrete Sidewalk / Driveway / Parkway Inspection	\$251.00
353	Curb & Gutter Permit	\$189.00
354	Curb & Gutter Inspection Flat Fee	\$251.00
355	Curb Coring Base Permit	\$209.00
356	Curb Coring Inspection Flat Fee	\$198.00
357	Pavement Street & Alley	\$422.00
358	Pavement Street & Alley Inspections Flat Fee	\$568.00
359	Street/ROW Vacation/ Abandonment	\$5,578.00
360	Public Improvement Inspection	\$505.00
361	Public Works Plan Check Fee - Single Family*	\$522.00
362	Public Works Plan Check Fee - Other Uses**	\$935.00
363	Additional Plan Check/ Reviews Beyond 2	\$156.00
364	Final Parcel Map Review	\$2,934.00
365	Final Tract Map Review	\$2,934.00
366	Final Map Amendment - Administrative	\$156.00
367	Temp Encroachment - Dumpster	\$94.00
368	Temp Encroachment - Southwest Hills	\$205.00
369	Temp Encroachment - All Other	\$110.00
Deposits (Time and Material):		
370	Street Renaming Processing	\$5,222.00
Miscellaneous Fees:		
371	100 foot Radius Map & Mailing Lists	\$69.00
372	Sidewalk Dining Permit/ Inspect, Initial	\$129.00
373	Sidewalk Dining Permit/ Inspect, Renewal	\$98.00
374	Sidewalk Rental Fee - Per Sq. Ft.	\$4.20
375	Sidewalk Vendor Permit	\$139.00
376	House Number Change	\$468.00
377	Oversized/Overloads Permits (Per Transportation Code)	\$17.00
378	Block Party Street Closure - Initial	\$278.00
379	Block Party Street Closure - Renewal	\$104.00
380	Blueprint/ Map Reproduction	Actual Cost
381	Banner Installation & Removal	\$199.00
382	Banner Installation - Initial	\$330.00
383	Parade/ Special Event Staffing	Hourly Rate
384	No Parking Signs (temporary)	\$39.00
Trees:		
385	Tree Removal / Replacement Permit	\$322.00
386	Private Property Tree Removal for Developments (3+ more trees)	\$447.00
387	Tree Trimming Permit	\$66.00
388	Inspection For Trimming or Removal	\$125.00
389	Private Tree Trimming in Public ROW	Actual Cost
Newsrack:		
390	Newsrack Permit - Initial	\$192.00
391	Newsrack Permit - Annual Renewal	\$66.00
TRANSPORTATION		
392	Mission Meridian Village Parking (Daily)	\$3.00
393	Mission Meridian Village Parking (Monthly)	\$50.00
394	Mission Meridian Village Parking (Monthly)	\$50.00
395	Mission Meridian Village Parking (Monthly Senior)	\$12.00

Footnotes:

***Single Family:** This term refers to single-family homes and duplexes (2 attached dwelling units)

****Other Uses:** This term refers to multifamily (3 or more units), Commercial, Mixed Use, or Legal Non-Conforming Use

*****Water Turnoff for Non-Payment:** This fee has a low income cap per SB 998.

Facility Rental Terms:

Non-Profit = Registered 501c(3) organization

Resident = South Pasadena Resident with South Pasadena Address or South Pasadena Based Business

Non-Resident = Non-South Pasadena Based Resident or Business

Printe Time (Community Services) = Begins at 3 pm on Fridays through Saturday 12 PM

Printe Time (Library) = Begins at 4pm on Fridays through Sunday at 10 PM

ATTACHMENT 3
Resolution 7606 and 7613

RESOLUTION NO. 7606**A RESOLUTION OF THE CITY COUNCIL
OF THE CITY OF SOUTH PASADENA, CALIFORNIA,
REVISING THE MASTER SCHEDULE OF FEES FOR SERVICE
YEAR 2019-2020**

WHEREAS, on May 2, 2018, the City Council adopted Resolution number 7552, constituting that last update of the City's established fees and charges; and

WHEREAS, the costs of these services change with time as the cost of delivery increases; and

WHEREAS, the cost of services may also be increased due to increases in cost of living, as measured by the applicable Consumer Price Index; and

WHEREAS, the City services should be borne by those who are the special beneficiaries of the service rather than the citizenry-at-large; and

WHEREAS, the City Council is cognizant that the charges for such services should relate to the direct cost and/or value thereof to the City; and

WHEREAS, pursuant to Government Code Section 66016, specific fees to be charged for services must be adopted by City Council Resolution or Ordinance, after providing notice and holding a public hearing;

WHEREAS, Government Code Section 66017 requires a 60-day "waiting period" before any development fee increase can become effective; and

WHEREAS, the City Council held a public hearing on May 1, 2019 to consider the updated fees and adoption of the Master Fee Schedule; and

WHEREAS, the City Council desires to amend the Master Fee Schedule to levels consistent with full cost recovery and appropriate value.

NOW, THEREFORE, THE CITY COUNCIL OF THE CITY OF SOUTH PASADENA, CALIFORNIA, DOES RESOLVE, DECLARE, DETERMINE AND ORDER AS FOLLOWS:

Section 1. The service fees and user charges as set forth in the attached Exhibit A are hereby fixed and established to be effective on the date of July 1, 2019.

Section 2. The Finance Director is authorized and directed to adjust the fees and services set forth in the attached Exhibit A not later than July 1 of each year beginning

with 2020, based on the increase, if any, in the Consumer Price Index (CPI) for Los Angeles, Riverside, and Orange County Urbanized Area, published by the United States Department of Labor, Bureau of Labor Statistics for February of that year. City staff are thereafter authorized and directed to include such adjusted fees and service charges in the City's Master Fee Schedule.

Section 3. Resolution No. 7552, the precursor fee resolution, is hereby repealed and the service fees and user charges contained therein are hereby rescinded.

Section 4. The City Clerk shall certify to the adoption of this resolution.

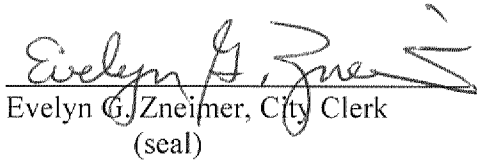
PASSED, APPROVED AND ADOPTED ON this 1st day of May, 2019.



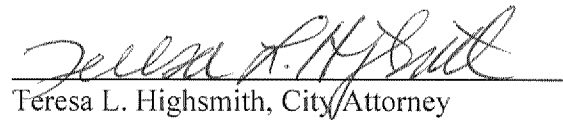
Marina Khubesrian, M.D., Mayor

ATTEST:

APPROVED AS TO FORM:



Evelyn G. Zneimer, City Clerk
(seal)



Teresa L. Highsmith, City Attorney


I HEREBY CERTIFY the foregoing resolution was duly adopted by the City Council of the City of South Pasadena, California, at a regular meeting held on the 1st day of May 2019, by the following vote:

AYES: Cacciotti, Mahmud, Schneider, Joe, and Mayor Khubesrian

NOES: None

ABSENT: None

ABSTAINED: None



Evelyn G. Zneimer, City Clerk
(seal)

RESOLUTION NO. 7613

**A RESOLUTION OF THE CITY COUNCIL
OF THE CITY OF SOUTH PASADENA, CALIFORNIA,
REVISING THE MASTER SCHEDULE OF FEES FOR SERVICE
YEAR 2019-2020**

WHEREAS, on May 2, 2018, the City Council adopted Resolution number 7552, constituting that last update of the City's established fees and charges; and

WHEREAS, the costs of these services change with time as the cost of delivery increases; and

WHEREAS, the cost of services may also be increased due to increases in cost of living, as measured by the applicable Consumer Price Index; and

WHEREAS, the City services should be borne by those who are the special beneficiaries of the service rather than the citizenry-at-large; and

WHEREAS, the City Council is cognizant that the charges for such services should relate to the direct cost and/or value thereof to the City; and

WHEREAS, pursuant to Government Code Section 66016, specific fees to be charged for services must be adopted by City Council Resolution or Ordinance, after providing notice and holding a public hearing;

WHEREAS, Government Code Section 66017 requires a 60-day "waiting period" before any development fee increase can become effective; and

WHEREAS, the City Council held a public hearing on May 1, 2019 to consider and approve the updated the building, planning and development fees and continued the public hearing to consider the remaining fees at a subsequent meeting, after review by the Finance Commission; and

WHEREAS, the City Council desires to amend the Master Fee Schedule to levels more consistent with full cost recovery and appropriate value; and

WHEREAS, the City Council held a continued public hearing on June 19, 2019 to consider and approve the remaining fees introduced at its May 1, 2019 public hearing and restate the building, planning and development fees previously approved at the May 1, 2019 meeting, in one Master Fee Resolution, No. 7613.

NOW, THEREFORE, THE CITY COUNCIL OF THE CITY OF SOUTH PASADENA, CALIFORNIA, DOES RESOLVE, DECLARE, DETERMINE AND ORDER AS FOLLOWS:


SECTION 1. The service fees and user charges as set forth in the attached Exhibit A are hereby fixed and established to be effective on the date of July 1, 2019.

SECTION 2. The Finance Director is authorized and directed to adjust the fees and services set forth in the attached Exhibit A not later than July 1 of each year beginning with 2020, based on the increase, if any, in the Consumer Price Index (CPI) for Los Angeles, Riverside, and Orange County Urbanized Area, published by the United States Department of Labor, Bureau of Labor Statistics for February of that year. City staff are thereafter authorized and directed to include such adjusted fees and service charges in the City's Master Fee Schedule. Adjustments based on the CPI shall be rounded up to the nearest dollar.

SECTION 3. Resolution No. 7606 and Resolution No. 7552, the precursor fee resolution, are hereby repealed and the service fees and user charges contained therein are hereby rescinded.

SECTION 4. The City Clerk shall certify to the adoption of this resolution.


PASSED, APPROVED AND ADOPTED ON this 19th day of June, 2019.




Marina Khubesrian, M.D., Mayor

ATTEST:

APPROVED AS TO FORM:



Evelyn G. Zneimer, City Clerk
(seal)



Teresa L. Highsmith, City Attorney


I HEREBY CERTIFY the foregoing resolution was duly adopted by the City Council of the City of South Pasadena, California, at a regular meeting held on the 19th day of June 2019, by the following vote:

AYES: Cacciotti, Joe, Schneider, Mahmud, and Mayor Khubesian

NOES: None

ABSENT: None

ABSTAINED: None



Evelyn G. Zneimer, City Clerk
(seal)

ATTACHMENT 4

U.S. Bureau of Labor Statistics, Consumer Price Index
February 2022, Los Angeles



For Release: Tuesday, April 12, 2022

22-626-SAN

WESTERN INFORMATION OFFICE: San Francisco, Calif.

Technical information: (415) 625-2270 BLSinfoSF@bls.gov www.bls.gov/regions/west

Media contact: (415) 625-2270

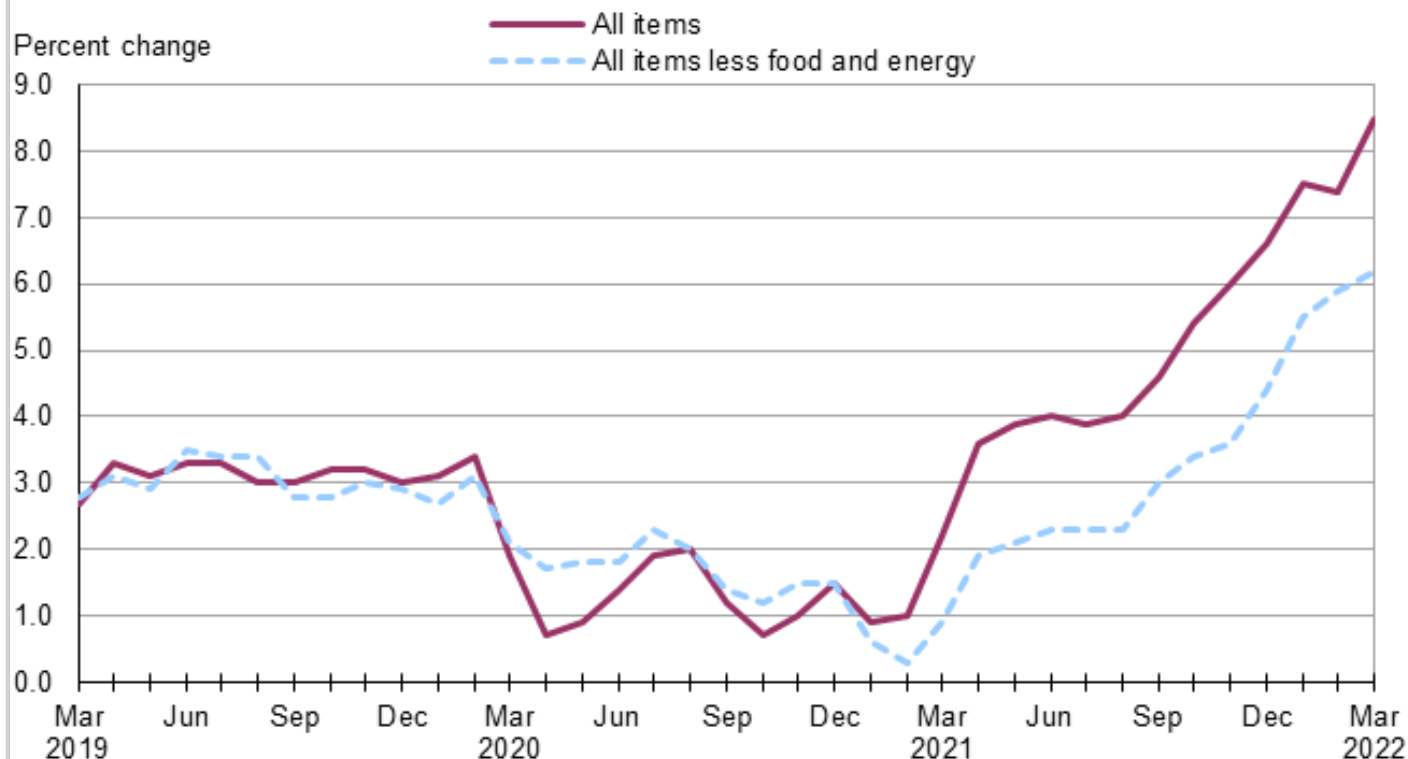
Consumer Price Index, Los Angeles area — March 2022

Area prices were up 1.5 percent over the past month, up 8.5 percent from a year ago

Prices in the Los Angeles area, as measured by the Consumer Price Index for All Urban Consumers (CPI-U), advanced 1.5 percent in March, the U.S. Bureau of Labor Statistics reported today. (See [table A.](#)) Regional Commissioner Chris Rosenlund noted that the March increase was influenced by higher prices for gasoline. (Data in this report are not seasonally adjusted. Accordingly, month-to-month changes may reflect seasonal influences.)

Over the last 12 months, the CPI-U rose 8.5 percent. (See [chart 1](#) and [table A.](#)) Food prices advanced 8.6 percent. Energy prices jumped 36.7 percent, largely the result of an increase in the price of gasoline. The index for all items less food and energy increased 6.2 percent over the year. (See [table 1.](#))

Chart 1. Over-the-year percent change in CPI-U, Los Angeles-Long Beach-Anaheim, CA, March 2019–March 2022



Source: U.S. Bureau of Labor Statistics.

Food

Food prices increased 1.2 percent for the month of March. (See [table 1.](#)) Prices for food at home increased 2.3 percent, led by higher prices for fruits and vegetables (4.0 percent). Prices for food away from home inched down 0.1 percent for the same period.

Over the year, food prices advanced 8.6 percent. Prices for food at home moved up 11.7 percent since a year ago, strongly influenced by higher prices for fruits and vegetables (17.6 percent). Prices for food away from home advanced 5.2 percent.

Energy

The energy index jumped 14.0 percent over the month. The increase was mainly due to higher prices for gasoline (21.1 percent). Prices for electricity advanced 4.0 percent, and prices for natural gas service rose 3.1 percent for the same period.

Energy prices jumped 36.7 percent over the year, largely due to higher prices for gasoline (49.1 percent). Prices paid for natural gas service rose 22.7 percent, and prices for electricity moved up 17.7 percent during the past year.

All items less food and energy

The index for all items less food and energy rose 0.5 percent in March. Higher prices for recreation (1.7 percent) and shelter (0.3 percent) were partially offset by lower prices for education and communication (-0.4 percent).

Over the year, the index for all items less food and energy increased 6.2 percent. Components contributing to the increase included new and used motor vehicles (17.9 percent), household furnishings and operations (12.7 percent), recreation (11.1 percent), and shelter (4.1 percent).

Table A. Los Angeles-Long Beach-Anaheim, CA, CPI-U 1-month and 12-month percent changes, all items index, not seasonally adjusted

Month	2018		2019		2020		2021		2022	
	1-month	12-month	1-month	12-month	1-month	12-month	1-month	12-month	1-month	12-month
January.....	0.8	3.5	0.7	3.2	0.8	3.1	0.2	0.9	1.1	7.5
February.....	0.7	3.6	0.1	2.5	0.3	3.4	0.4	1.0	0.3	7.4
March.....	0.4	3.8	0.6	2.7	0.7	1.9	0.5	2.2	1.5	8.5
April.....	0.4	4.0	1.0	3.3	-0.3	0.7	1.1	3.6		
May.....	0.4	4.1	0.2	3.1	0.4	0.9	0.6	3.9		
June.....	-0.2	4.0	0.0	3.3	0.5	1.4	0.6	4.0		
July.....	0.2	3.9	0.1	3.3	0.6	1.9	0.6	3.9		
August.....	0.2	3.9	0.0	3.0	0.1	2.0	0.2	4.0		
September.....	0.5	3.9	0.5	3.0	-0.3	1.2	0.3	4.6		
October.....	0.5	4.1	0.7	3.2	0.2	0.7	0.9	5.4		
November.....	-0.3	3.6	-0.3	3.2	0.1	1.0	0.6	6.0		
December.....	-0.3	3.2	-0.6	3.0	-0.2	1.5	0.4	6.6		

The April 2022 Consumer Price Index for the Los Angeles area is scheduled to be released on May 11, 2022

Technical Note

The Consumer Price Index (CPI) is a measure of the average change in prices over time in a fixed market basket of goods and services. The Bureau of Labor Statistics publishes CPIs for two population groups: (1) a CPI for All Urban Consumers (CPI-U) which covers approximately 93 percent of the total U.S. population and (2) a CPI for Urban Wage Earners and Clerical Workers (CPI-W) which covers approximately 29 percent of the total U.S. population. The CPI-U includes, in addition to wage earners and clerical workers, groups such as professional, managerial, and technical workers, the self-employed, short-term workers, the unemployed, and retirees and others not in the labor force.

The CPI is based on prices of food, clothing, shelter, and fuels, transportation fares, charges for doctors' and dentists' services, drugs, and the other goods and services that people buy for day-to-day living. Each month, prices are collected in 75 urban areas across the country from about 6,000 housing units and approximately 22,000 retail establishments—department stores, supermarkets, hospitals, filling stations, and other types of stores and service establishments. All taxes directly associated with the purchase and use of items are included in the index.

The index measures price changes from a designated reference date; for most of the CPI-U the reference base is 1982-84 equals 100. An increase of 7 percent from the reference base, for example, is shown as 107.000. Alternatively, that relationship can also be expressed as the price of a base period market basket of goods and services rising from \$100 to \$107. For further details see the CPI home page on the Internet at www.bls.gov/cpi and the CPI section of the BLS Handbook of Methods available on the internet at www.bls.gov/opub/hom/cpi/.

In calculating the index, price changes for the various items in each location are averaged together with weights that represent their importance in the spending of the appropriate population group. Local data are then combined to obtain a U.S. city average. Because the sample size of a local area is smaller, the local area index is subject to substantially more sampling and other measurement error than the national index. In addition, local indexes are not adjusted for seasonal influences. As a result, local area indexes show greater volatility than the national index, although their long-term trends are quite similar. **NOTE: Area indexes do not measure differences in the level of prices between cities; they only measure the average change in prices for each area since the base period.**

The Los Angeles-Long Beach-Anaheim, CA metropolitan area includes Los Angeles and Orange Counties in California.











Information in this release will be made available to sensory impaired individuals upon request. Voice phone: 202-691-5200; Telecommunications Relay Service: 7-1-1.

Table 1. Consumer Price Index for All Urban Consumers (CPI-U): Indexes and percent changes for selected periods Los Angeles-Long Beach-Anaheim (1982-84=100 unless otherwise noted)

Item and Group	Indexes				Percent change from-		
	Historical data	Jan. 2022	Feb. 2022	Mar. 2022	Mar. 2021	Jan. 2022	Feb. 2022
Expenditure category							
All items.....		301.209	302.164	306.679	8.5	1.8	1.5
All items (1967=100).....		889.906	892.725	906.065	-	-	-
Food and beverages.....		302.536	303.742	307.249	8.4	1.6	1.2
Food.....		303.185	304.383	308.115	8.6	1.6	1.2
Food at home.....		288.015	291.759	298.567	11.7	3.7	2.3
Cereals and bakery products.....		296.314	302.848	312.021	10.9	5.3	3.0
Meats, poultry, fish, and eggs.....		324.129	325.612	333.696	10.3	3.0	2.5
Dairy and related products.....		275.517	275.947	279.034	7.4	1.3	1.1
Fruits and vegetables.....		402.157	404.906	421.214	17.6	4.7	4.0
Nonalcoholic beverages and beverage materials(1).....		283.566	282.701	291.248	8.6	2.7	3.0
Other food at home.....		215.473	222.709	224.184	12.4	4.0	0.7
Food away from home.....		315.065	312.864	312.426	5.2	-0.8	-0.1
Alcoholic beverages.....		274.133	275.374	275.507	5.9	0.5	0.0
Housing.....		342.609	343.245	344.997	5.6	0.7	0.5
Shelter.....		389.034	389.980	391.014	4.1	0.5	0.3
Rent of primary residence(2).....		412.811	413.909	414.737	3.4	0.5	0.2
Owners' equiv. rent of residences(2)(3).....		402.343	403.608	404.757	3.2	0.6	0.3
Owners' equiv. rent of primary residence(1)(2).....		402.320	403.585	404.733	3.2	0.6	0.3
Fuels and utilities.....		431.190	419.106	431.131	15.5	0.0	2.9
Household energy.....		388.036	373.176	387.909	19.0	0.0	3.9
Energy services(2).....		386.330	371.495	385.556	18.8	-0.2	3.8
Electricity(2).....		431.726	431.726	449.175	17.7	4.0	4.0
Utility (piped) gas service(2).....		341.285	298.413	307.719	22.7	-9.8	3.1
Household furnishings and operations.....		131.153	134.455	135.380	12.7	3.2	0.7
Apparel.....		114.876	117.926	118.761	6.6	3.4	0.7
Transportation.....		248.434	250.475	266.393	22.8	7.2	6.4
Private transportation.....		251.853	254.166	269.276	23.5	6.9	5.9
New and used motor vehicles(4).....		107.658	108.029	108.100	17.9	0.4	0.1
New vehicles(1).....		192.298	192.755	189.915	10.8	-1.2	-1.5
Used cars and trucks(1).....		394.543	398.415	392.079	33.8	-0.6	-1.6
Motor fuel.....		351.849	359.445	435.041	49.0	23.6	21.0
Gasoline (all types).....		343.793	351.114	425.278	49.1	23.7	21.1
Gasoline, unleaded regular(4).....		344.611	352.034	427.284	50.0	24.0	21.4
Gasoline, unleaded midgrade(4)(5).....		328.910	335.663	404.341	47.7	22.9	20.5
Gasoline, unleaded premium(4).....		328.661	335.327	402.677	45.8	22.5	20.1
Medical care.....		528.168	537.117	538.381	6.5	1.9	0.2
Recreation(6).....		115.722	115.548	117.521	11.1	1.6	1.7
Education and communication(6).....		154.764	152.117	151.545	3.1	-2.1	-0.4
Tuition, other school fees, and child care(1).....		2,080.565	2,080.565	2,079.704	8.8	0.0	0.0
Other goods and services.....		475.003	471.452	476.838	3.1	0.4	1.1
Commodity and service group							
All items.....		301.209	302.164	306.679	8.5	1.8	1.5
Commodities.....		207.749	209.458	215.759	13.4	3.9	3.0
Commodities less food & beverages.....		158.618	160.431	167.491	17.5	5.6	4.4
Nondurables less food & beverages.....		214.620	218.087	236.491	21.4	10.2	8.4
Durables.....		104.066	104.662	104.113	13.0	0.0	-0.5
Services.....		383.558	383.772	386.484	6.0	0.8	0.7

Note: See footnotes at end of table.

Table 1. Consumer Price Index for All Urban Consumers (CPI-U): Indexes and percent changes for selected periods Los Angeles-Long Beach-Anaheim (1982-84=100 unless otherwise noted) - Continued

Item and Group	Indexes			Percent change from-			
	Historical data	Jan. 2022	Feb. 2022	Mar. 2022	Mar. 2021	Jan. 2022	Feb. 2022
Special aggregate indexes							
All items less medical care		291.214	291.852	296.477	8.6	1.8	1.6
All items less shelter.....		262.356	263.316	269.412	11.5	2.7	2.3
Commodities less food		163.729	165.550	172.522	16.9	5.4	4.2
Nondurables		259.920	262.283	273.383	13.7	5.2	4.2
Nondurables less food.....		221.071	224.443	241.939	20.0	9.4	7.8
Services less rent of shelter(3).....		386.007	385.112	390.423	9.0	1.1	1.4
Services less medical care services.....		369.899	369.433	372.207	6.0	0.6	0.8
Energy		368.430	367.030	418.559	36.7	13.6	14.0
All items less energy		299.135	300.237	301.947	6.6	0.9	0.6
All items less food and energy		298.501	299.588	300.952	6.2	0.8	0.5

Footnotes

(1) Indexes on a December 1977=100 base.

(2) This index series was calculated using a Laspeyres estimator. All other item stratum index series were calculated using a geometric means estimator.

(3) Indexes on a December 1982=100 base.

(4) Special index based on a substantially smaller sample.

(5) Indexes on a December 1993=100 base.

(6) Indexes on a December 1997=100 base.

- Data not available

NOTE: Index applies to a month as a whole, not to any specific date.

**City of South Pasadena Finance Commission
Minutes for Special Meeting
April 28, 2022 7:00 P.M.**

Broadcast via ZOOM conference call.

- I. Roll Call Commission Chair Elsner – Present
Commissioner Findley – Present
Commissioner Tao – Present
Commissioner Quade – Present

- II. General Public Comment - None

- III. Action/Discussion
 - 1. Review of the Finance Department Policies and Procedures
 - i. Presentation made by Management partners
 - ii. Motion by Commissioner Findley to recommend the City Council adopt the Finance Policies and Procedures Manual with purchasing thresholds as shown below, second by Commission Chair Elsner. Approved 4-0.

Purchase Category	Revised Thresholds	Solicitation Method	Award Authority
Goods and/or General Services	Up to \$2,500	Quotes Optional	Dept. Director
	\$2,501 to \$10,000	3 Written Quotations	Dept. Director
	\$10,001 to \$30,000	3 Written Quotations	Purchasing Agent
	Greater than \$30,000	Formal Contract Authorized by City Council (Sealed Bidding)	City Council Approval
Professional Services	Up to \$30,000	Exempt from Bidding, Less than 3 quotes requires justification	City Manager
	Greater than \$30,000	Exempt from Bidding, Less than 3 quotes requires justification.	City Council
Public Works Projects	Up to \$50,000	CUPCCAA, Public Contr.	City Manager
	Greater than \$50,000	Code 22000 et seq.	City Council

- IV. Communications - NONE

Next regular meeting – May 26, 2022

Meeting Adjourned at 8:25 PM